

2d SC Regiment Approved Vendor List for Soldiers/Musicians

Updated July 2018

YEAR ONE Items:

[JAS Townsend](https://www.townsend.us/): <https://www.townsend.us/>

[GGodwins](http://gggodwin-com.3dcartstores.com/): <http://gggodwin-com.3dcartstores.com/>

[C&D Jarnigan](https://www.jarnaginco.com/revwarframe.html): <https://www.jarnaginco.com/revwarframe.html>



Frock/Split Shirt – Medium-weight [oznaburg](#) linen (OS-350) in its natural color should be used, or [natural linen](#) (LN-358). Typical Continental Army-style pattern; little extraneous fringe, and quite short (the shirt should end just below your rear).

Best Price: [JAS Townsend](#): Hunting Frock in Natural Linen (LF-126: 225.00) or [Hunting Shirt](#) in Natural Linen (SL-127: 135.00)

[GGodwin](#): Split Shirt #GHS: 158.00

[C&D Jarnigan](#): Split Shirt #404RW, 234-238.00

<https://www.jarnaginco.com/revwarframe.html>

Best Quality: Completed: available from [Carl Johnson](#) or Tony Lovett; specify no arm pleats or armhole fringe. You will need to send them the materials and your measurements.


DIY: Download the approved Split Shirt Instructions [here](#). This is a moderately easy item to make. ALL VISIBLE STITCHING SHOULD BE HANDSEWN.

Materials:

3 yards (average-size man) of medium-weight natural linen; use product [4C22](#) (natural & softened) from [Fabrics-store.com](#).

Single small flat plain pewter button at the collar (any



	will work)
	<p>Overalls – Enlisted soldiers only</p> <p>Best Price: GGGodwin: #GMB6: 149.00-let him know you need it in Natural Linen</p> <p>C&D Jarnigan: #C4011RW, RW44, RW48: 230-265.00-let him know you need in Natural Linen</p> <p>Best Quality: Completed: available from available from Carl Johnson and Tony Lovett; you will need to send them the materials and your measurements.</p> <p>DIY: Kits are available from Carl; you will need to send him the materials. These are fairly complicated; unless you have experience making breeches/overalls, or attend a workshop, it is recommended to have Carl make them for you. ALL VISIBLE STITCHING SHOULD BE HANDSEWN.</p> <p>Materials:</p> <p>3 yards (average-size man) of heavy-weight natural linen; use product WLG 101 from William Booth Draper.</p> <p>3 large and 16 small plain flat pewter buttons; available from Najecki, and others (see Button section below)</p> <p>1 foot of drawstring (linen cord or tape) from most sutlers or Etsy</p> <p>2 leather straps to secure the overalls under the shoe instep; free from Erick Nason.</p>
	<p>Breeches – Officers and Musicians only</p> <p>Best Price: JAS Townsend: LP-128 in Natural Linen</p> <p>C&D Jarnigan: #LKB401RW, RW44, RW48: 200-240.00 will have to ask if they have natural linen</p>



Best Quality: Completed breeches and DIY kits: available from available from [Carl Johnson](#) (see above)
Materials: same as above, but only 12 small buttons and no leather straps



Waistcoat – Same material as used for overalls/breeches. Waistcoat is straight-cut, and even with the bottom of the overall waistband; 11 buttons.

Best Price: [JAS Townsend](#): SW130: 122.50


[GGodwin](#): #MW1 98.50-lists as a white linen, need to contact for natural linen.





Best Quality: Completed: available from [Carl Johnson](#) (Coordinate with carl for the correct pattern) and Tony Lovett; you will need to send them the materials and your measurements.

DIY: Kits are available from Carl; you will need to send him the materials. These are fairly straightforward, if you have any 18th century sewing experience. ALL VISIBLE STITCHING SHOULD BE HANDSEWN.

Materials: (note: these are the same fabrics as used for the overalls & breeches. You may be able to save money by ordering enough material for both items at once)

1½ yards (average-size man) of heavy-weight natural linen; use product [WLG 101](#) from W.B. Draper.
1½ yards of white shirt-weight linen: use product IL019 (bleached & softened) from [Fabrics-Store.com](#).
11 small plain flat pewter buttons; available from

	<p>Najecki, and others (see Button section below)</p> <p>Shirt – Specifications: a) white linen, b) approximately 4” collar, c) two thread buttons at collar, 4) cuffs less than 1.5” wide, and 5) cuffs close with sleeve links.</p> <p>Enlisted men's shirts may have either breast ruffles (preferred for NCOs) or no ruffles; officers’ shirts should have both breast and cuff ruffles.</p> <p>Best Price: GGGodwin: #PS1- 48.75 or #PS2-32.50</p> <p>JAS Townsend: 18th Century Workshirts-White LH124-105.00</p> <p>C&D Jarnigan: #LP407RW/RW48: 162 or 180.00</p> <p>The Best Shirts: Available from both William Carter and Larkin & Smith. Fully hand-sewn, they are pricey but immaculate; specify white linen, two collar thread buttons, and sleeve link buttonholes; they’ve got the rest covered. They provide the materials; you’ll need to send your measurements.</p> <p>Good shirts: Available from Just 2 Tailors (get a custom quote using full specs above) and Tony Lovett (he has our pattern). They’ll both need your measurements; Tony will need you to send him the materials (see below).</p> <p>3 yards (average-sized man) of white shirt-weight linen: use product IL019 (bleached & softened) from Fabrics-Store.com. 2 white thread buttons from William Booth Draper</p> <p>DIY option #1: available from Larkin & Smith. All materials are included. This is a VERY good deal for the money!</p> <p>DIY option #2: our approved Shirt Pattern can be downloaded from the unit website. These are fairly easy to make, a good first sewing project.</p>
	<p>Cuff-links: Najecki</p>

	<p>Short Gaiters – officers and musicians only Completed: Available from Carl Johnson; you will need to send him the materials and your measurements. Specify 7-buttons, scalloped rear, and sewn leather straps.</p> <p>Best Price: GGGodwin: #GSP1 or #GSP2-37.75 or 39.50</p> <p>JAS Townsend: SB-984 65.00</p> <p>C&D Jarnigan: #212RW-77.95</p>
	<p>Officers and musicians: garters</p> <p>JAS Townsend GA-753: 8.00</p> <p>GGGodwin #GPK: 9.50</p>
	<p>Neckstock – Plain black leather neckstock in the approved pattern, with a black tape drawstring. Available from Erick Nason 5.00 GGGodwin #GNS2 15.00</p> <p>or Najecki Reproductions.</p>
	<p>Shoes & Buckles – Rough-out leather shoes (either straight or crooked last) with plain brass soldiers’ buckles.</p> <p>JAS Townsend: CS-925 135.00/Buckles SB-929 24.00</p> <p>G.G. Godwin (models GMS2 or GMS4) but slow 135.00; buckles #96: 34.75</p> <p>Fugawee (1758 model); use “Large Buckle” in brass from Fugawee</p> <p>Best Quality (very expensive!): custom shoes from Val Povinelli or Tim Wilson; consult with them for buckles.</p>



Helmet & Crescent : 100.00 Completed: available from the Erick Nason

DIY: kits available from Erick Nason; 60.00 materials are included. Assembly instructions can be downloaded here. These are not too tough to make, but there are a couple of tricky spots; contact Erick Nason for assistance as needed.



For militia or other impression:

Civilian Tricorn JAS Townsend: [TH-815](#) 58.00

Round Hat: [TH-914](#): 68.00.

[GGGodwin](#): Military Cocked Hat [#PMCH1](#)-98.00;
[Rifleman Round](#) [#RRH1](#)-99.25



Wooden or Tin (Stainless Steel)






Best Price: [GGGodwin](#): [#416](#): 65.00-will need to be painted (See paint instructions)



[#71SS](#) (Stainless Steel British) 35.25






[JAS Townsend](#)-SS-727 92.00







#Note: Your choice, I recommend stainless steel for it doesn't rust and you'll be more likely to drink from it.

	<p>Haversacks:</p> <p>Best Price: JAS Townsend: HS-711: 18.00/HS-713: 25.00</p> <p>GGGodwin: #115-30.00</p>
	<p>Cartridge Box – GGGodwin has Leather Cartridge Box - 29 Rounds [#154]; will have to make sure he sends it with a white leather strap.</p>
	<p>Whisk and Pick:</p> <p>JAS Townsend: WP-599 9.00</p> <p>GGGodwin: #1 9.50</p>
 	<p>Muskets: French Model 1763, 1766 or 1768 muskets are the most appropriate for our impression; other models may be acceptable in limited numbers, if approved by the Regiment. Here are the best resources for muskets:</p> <p>Veteran Arms is now the exclusive provider of new mid-priced muskets for the 2nd SC Regiment. Their French Model 1768 Charleville is the best choice for our use. Ask for the 2nd SC discount, which is a FREE bayonet and scabbard!</p> <p>http://veteranarms.com/ReproductionMuzzleloadersandFlintlocks/1768-Charleville.html</p> <p>Those members who want a top-quality, high-priced musket should purchase a Pedersoli French Model 1766 musket, available from a number of vendors.</p> <p>Brown Bess #2N: 1350.00</p>

	<p>Long Rifle: #LR1: 1650.00</p> <p>Used muskets are sometimes available at various reenactments; if you can get a good deal on a used French musket, feel free to do so.</p> <p>2nd Model Brown Besses may be used.</p>
	<p>Bayonet Carriage – These are available from GGGodwin. See part #APW-B (Shoulder Carriage, Single Frog”, in painted white leather, 2 inches wide, with an adjustment buckle)</p>
	<p>Musket Sling – Get the tension-adjusted sling (model E) in buff leather from Najecki Reproductions.. Also available from GGGodwin (Bess-(#64) or Charleville #64F); or C&D Jarnigan</p>
	<p>Flash Guard:</p> <p>GGGodwin: Brass #8 6.00</p> <p>JAS Townsend FG-579 10.00</p>
	<p>Hamer Stall GGGodwin #117 7.75</p>
<p>Personal Gear</p>	

	<p>Wooden Bowel/Plate: JAS Townsend WB-898 25.00; Tin Plate TP-29: 13.50</p> <p>Best Price GGodwin-Stainless Steel Plate (Large) #SSP3 9.75 or (Medium) #SSP2 8.25</p>
	<p>Horn Spoons, Forks</p> <p>Horn Spoon: JAS Townsend: HS-730: 6.00</p> <p>GGodwin #390-9.50, Soldier's fork #144-10.50</p>
	<p>Tin Cup:</p> <p>JAS Townsend: TC-830-26.00</p> <p>Best Price: GGodwin: #159- 7.00</p>
	<p>Blankets – Use either or both of these:</p> <p>Option 1 – UNMARKED Off-White Wool British Military Blanket from Smoke and Fire. Specify with your order that you want it WITHOUT British markings.</p> <p>Option 2 – 1861 Federal “Emergency” blanket, light brown with a dark brown bar. Yes, it is a Civil War blanket, but it is remarkably similar to blankets used by the 2nd SC in the Revolution. There are lots of bad repros of this blanket; get the one from Fall Creek Sutlery (“US Issue Blanket, 1861 second issue”)</p>
	<p>Ground Cloth – This is a modern reenactor convenience that is not authentic, but is frequently indispensable due to constraints on camping at historic sites.</p>

	<p>Can use painter's cloth, then paint both sides (See paint below).</p>
	<p>Paint – Use “Charleston Spanish Brown” in semi-gloss latex from the Historic Charleston collection by Duron. Available at Sherwin-Williams, but they can mix it for you at Lowe’s as well (specify Valspar paint). Thin it with 1/10th water before applying to cloth (i.e. knapsacks).</p>
 	<p>Warm Gear: Caps JAS Townsend: Voyageur's Cap CA-120-32.00 GGodwin: Wool Caps #GKC1, #GKC2, #GKC5, #GKC6-44.00</p> <p>Gloves: JAS Townsend: Fingerless gloves S-3220 13.00, Mittens WM-933 14.00 GGodwin: Fingerless gloves #FG1 17.50 or Mittens #GWM1-40.00</p>
	<p>Musket tools/Items: JAS Townsend: Tool Kit Combo GK-590-40.00 Combo tool CT-154 20.00 GGodwin: Pickering Combo tool #2: 11.50 Tampions: GGGodwins Bess #306A or Charlie #306B 8.00 Spare Flints: Always good to have your own spare flints GGodwin: Flints #EF1 3.00/per; and recommend Flint Leather #FL1 1.00</p>



Musket Sock/Case: Use an old blanket cut to the musket length and sewed into a sock.

[GGodwin](#) #592 50.00

Best Price: C&D Jarnigan: [#MSK2710](#): 16.96

Musket Cleaning:

Period:

[JAS Townsend](#) Tin Oil can TN-68 17.00

Recommend the following items to be purchased at the Sutler to make sure it fits on your ramrod:

Musket Worm GGGodwin [#591](#): 17.50

Patch jag for Bess [#204JN](#): 8.50 or Charlie [#204C](#): 8.50

Modern: Use 2 [12gauge](#) cleaning rods sets, patches, Break Free oil/CLP and powder solvent



[Wood Flints](#): Helps for drill so you don't wear down your flint. 1.25 #Wf-1

2nd Year Items



Regimental Coatee – Before doing anything, contact Erick Nason for info on the ordering process, materials, estimated cost, etc. [Carl Johnson](#) will provide coatee kits, and partially-finished to completely-finished coatees. You will need to send him the fabric, plus various materials (depending on how far he finishes the coat).

The Blue wool is from the Discriminating General <http://www.militaryheritage.com/wool.htm> which is their indigo/blackish blue color; and they are a source of red, along with [Roy Najeki](#). Minimum order is 5 yards, and it takes 3 yards for an average person. Check with Erick Nason who may have some wool on hand.

This is a “year-two” item; new recruits should focus on all other clothing first.

GGodwin’s Regimental Coat: [#MC3](#) 380.00- This could work-would need wool turn backs and in red, not white. The buttons won’t have the “2” on them. You can ask without buttons and you do them yourself.

C&D Jarnigan’s Regimental Coat: [#4406RW](#); 48, 50, and RWB: 400-485, plus if you want them to sew the buttons on. Buttons won’t have the “2”, so you want want to order it without buttons. Need to have the turnbacks and facings in Red (Send picture of our coat)







Knapsack:
[GGodwin](#): #114 [Single bag](#) over-the shoulder, 61.75 or #709 [double bag](#), double shoulder 86.75
[C&D Jarnigan](#): RW0401 312.00



Buttons: All of the Regimental “2” buttons needed for the coatee are available from [Najeki Reproductions](#). For all other items requiring pewter buttons, use plain flat ones, 5/8” for small, and 3/4” or 7/8” for large. Best sources include:

	<p>Najecki Reproductions (PF-11 & PF-23) and Smoke and Fire (SS-829 & SS-828). Avoid William Booth Draper's plain pewter buttons (shanks are too long), and plain ones from James Townsend</p>
	<p>Tomahawk: GGGodwin #75: 42.75 or #76 40.50 or #358: 46.25</p> <p>JAS Townsend TH-165: 24.50 TH-53N: 20.00</p>
	<p>Corporal Epaulet #253 11.50</p>
	<p>Sergeant Epaulet #254 11.50</p>
	<p>Lieutenant/CAPT #117S 29.00</p>
	<p>NCO Sash #231SA 136.50 See Erick Nason for a Sergeant-Major sash.</p>
	<p>Officer Sash #231C 37.50 or see Erick Nason for the Unit Officer Sash</p>

	<p>NCO Sword and Carriage:</p> <p>See Erick Nason for a loaner NCO sword GGGodwin: #58-1: 100.00 #58: 215.00; #661: 215.00</p> <p>Double Frog Carriage: #38B: 70.50 or #38B-B: 76.50</p>
	<p>Officer Sword</p> <p>The 2nd SC officers were issued Jaeger Swords: GGGodwin #448 215.00 or a French Epee #364: 215.00:</p> <p>American Sword Carriage: #46: 51.25; #AO: 65.50; #AOB: 72.00 or a Jaeger Carriage: #AOBKE: 79.75</p>
	<p>Cloaks: Good for those cold and/or wet days</p> <p>JAS Townsend: MC-162 250.00</p> <p>C&D Jarnigan: #4007RW, 48, 50 395.00-425.00</p> <p>GGGodwin: Cloak: #MWC1 341.00; Great Coat: #GC1 259.75 or #GC2 317.00</p>
	<p>Blanket Shirt-another good item for a cool morning</p> <p>JAS Townsend: Sh-121 95.00</p>



Militia Impression: Refer to the Outwater's Militia page for good information about developing a RevWar militia impression. Caveat: this info is tailored to northern colonies. For a southern point of view, check out the info from Fort Dobbs in NC. It focuses on the 1750s-60s, but most of the info is relevant to the Revolutionary period as well.

[JAS Townsend](#), [GGGodwin](#) or [C&D Jarnigan](#) have civilian clothes that can be used for militia